



T175

08:30 – 11:30 AM

Names:

Index number

TVET NATIONAL EXAMINATION, RTQF LEVEL 5, 2020-2021

QUESTIONS and ANSWERS BOOKLET

OPTION/TRADE: **GRAPHIC ARTS**


SUBJECT: **Sketch**

ACADEMIC YEAR: 2020-2021

Read carefully the instructions on page (i) & (ii)

FOR EXAMINER'S USE ONLY

[illegible]



TVET NATIONAL EXAMINATION, RTQF LEVEL 5, 2020-2021

INSTRUCTIONS TO CANDIDATES: PART I (Answer Booklet)

1. A candidate should fill in the actual names and the index number on the cover of this questions and answer booklet on the provided place (Black Box).
2. It is illegal for a candidate to write any of his/her names, index number or a school name inside the answer booklet.
3. A candidate should check if all pages of the answer booklet are complete. No candidate should remove or tear any pages or part of it from the answer booklet.
4. A candidate should answer in the language in which the examination is set. (See page **(ii)**)
5. A candidate should sign on the sitting plan when submitting the answer booklet. He/she has also to check if the answer booklet is well sealed.
6. No extra paper is allowed in the examinations room. If a candidate is caught with it his/her results will be nullified.
7. No candidate is allowed to write answers not related to the subject being sat for, otherwise it will be considered as a cheating case.
8. Write your answers on the 12 lined pages (From page 1 of 12 to page 12 of 12).
9. Use the last non-lined pages as draft.
10. Results for any candidate who is caught in examination malpractices are nullified. The cheating can be recognized during examinations administration, marking exercise or even thereafter.

TVET NATIONAL EXAMINATION, RTQF LEVEL 5, 2020-2021

OPTION/TRADE: GRAPHIC ARTS

SUBJECT: Sketch

DURATION: 3 hours

INSTRUCTIONS TO CANDIDATES: PART II (Question Paper)

The paper is composed of two (2) Sections as follows:

Section I: Attempt all the Twelve (12) questions (60 marks)

Section II: Attempt any Four (4) questions out of Six (6) (40 marks)

Allowed materials:

- Ruler or square
- Calculator

Note:

Every candidate is required to carefully comply with the provided assessment instructions.

Section I : Attempt all the Twelve (12) questions


(60 marks)

(01) What is balance while sketching?

(5marks)

(02) Reproduce the following landscape:

(5marks)




(03) Vegetation can be used in designing an emblem together with a shield.

Draw the fauna and show how you can achieve this.

(5marks)

(04) Observe the following drawing and answer related questions: **(5marks)**



a) Give the name or the title that can fit to this illustration.

b) Make a comment on the message behind this drawing.

(05) Illustrate an office.

(5marks)

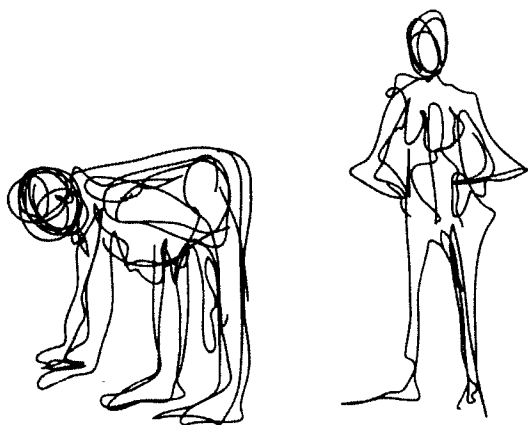
(06) Make a sketch of a monogram using the letters A and E.

(5marks)

(07) Define illustration.

(5 marks)

(08) Continuous line drawing is a good exercise in capturing pose of a human being. This is done randomly without lifting the pencil or pen from the paper. Make a figure basing on the human being using the exercise below.



(5marks)

(09) With aid of a sketch, what do you understand by the term search line in figure drawing?

(5marks)

(10) Study the following figures:



(a)



(b)

a) Describe the figures.

(4marks)

b) What law of perception do they depict?

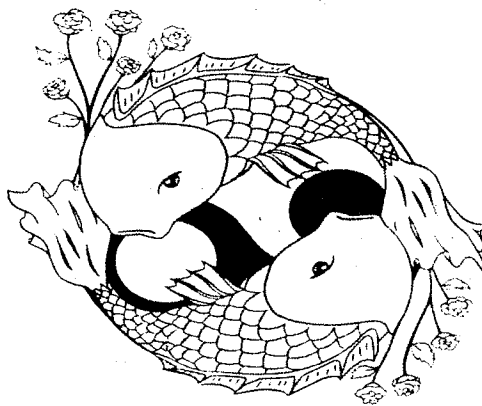
(1mark)

- (11) Use a human head to come up with an image which can be used on the salon. Simplify your image through abstracting features. **(5marks)**
- (12) Study the image provided. Describe the picture using the words depth, contrast, sense, trees, and landscape. **(5marks)**



Section II: Attempt any Four (4) questions out of Six (6) (40 marks)

- (13) Redraw the image below without changing the composing. Use pen and ink, black and white. **(10 marks)**



- (14) Choose one of the topics and draw a graphic visual depicting the subject matter:
- a) Counseling;
 - b) Breast feeding;
 - c) Boy denying girl's allegation.
- (10marks)**

(15) Briefly explain what you understand by the following terms:

(a) Trace-back

(b) Dagger stroke

(c) Thumbnail sketch

(d) Line-of-action

(e) Crosshatch.

(10 marks)

(16) Sponge-patterned paper is a fun way to create gift wrapping that is both creative and interesting. Outline the steps you go through to create sponge patterned paper.

(10 marks)

(17) Make a cartoon illustration showing donating a gift to a friend.

(10 marks)

(18) Illustrator and photoshop can be used to make illustrations.

a) Describe the difference between the illustrations made by the two softwares.

b) Which one has greater advantage in producing images for graphic design and why?

(10marks)

