



T176

08:30 – 11:30 AM

Names

Index number

TVET NATIONAL EXAMINATION, RTQF LEVEL 5, 2020-2021

QUESTIONS and ANSWERS BOOKLET

OPTION/TRADE: GRAPHIC ARTS

SUBJECT: **Printing**

ACADEMIC YEAR: 2020-2021

Read carefully the instructions on page (i) 8; (ii)

FOR EXAMINER'S USE ONLY

[illegible]



TVET NATIONAL EXAMINATION, RTQF LEVEL 5, 2020-2021

INSTRUCTIONS TO CANDIDATES: PART I (Answer Booklet)

1. A candidate should fill in the actual names and the index number on the cover of this questions and answer booklet on the provided place (Black Box).
2. It is illegal for a candidate to write any of his/her names, index number or a school name inside the answer booklet.
3. A candidate should check if all pages of the answer booklet are complete. No candidate should remove or tear any pages or part of it from the answer booklet.
4. A candidate should answer in the language in which the examination is set. (See page **(ii)**)
5. A candidate should sign on the sitting plan when submitting the answer booklet. He/she has also to check if the answer booklet is well sealed.
6. No extra paper is allowed in the examinations room. If a candidate is caught with it his/her results will be nullified.
7. No candidate is allowed to write answers not related to the subject being sat for, otherwise it will be considered as a cheating case.
8. Write your answers on the 12 lined pages (From page 1 of 12 to page 12 of 12).
9. Use the last non-lined pages as draft.
10. Results for any candidate who is caught in examination malpractices are nullified. The cheating can be recognized during examinations administration, marking exercise or even thereafter.

TVET NATIONAL EXAMINATION, RTQF LEVEL 5, 2020-2021

OPTION/TRADE: GRAPHIC ARTS

SUBJECT: Printing

DURATION: 3 hours

INSTRUCTIONS TO CANDIDATES: PART II (Question Paper)

The paper is composed of two (2) Sections as follows:

Section I: Attempt all the Twelve (12) questions (60 marks)

Section II: Attempt any Four (4) questions out of Six (6) (40 marks)

Allowed materials:

- Ruler or square
- Calculator

Note:

Every candidate is required to carefully comply with the provided assessment instructions.

Section I : Attempt all the Twelve (12) questions

(60 marks)

- 01. a)** Define the term “printing”. **(2.5 marks)**
b) What is scanning a document? **(2.5 marks)**
- 02. a)** What is the name of the paper used to make banknotes?
b) List any two (2) examples of where you can find engraved text/image. **(5 marks)**
- 03.** When cutting out letters or numbers, which ones you should most pay attention in order to avoid bad result caused by removing bridge and island? List any four (4) examples of those letters and numbers. **(5 marks)**
- 04. a)** What is the main importance or purpose of a stamp?
b) Why is printing press considered as the most important invention in history? **(5 marks)**
- 05.** List any five (5) examples of printable surfaces. **(5 marks)**
- 06.** Mention any five (5) examples of basic printing options in computer interface. **(5 marks)**
- 07.** Identify the basic elements of research. **(5 marks)**
- 08.** List and describe the types of research. **(5 marks)**
- 09. a)** What does image mean?
b) What does typography mean?
c) Define the term Pattern. **(5 marks)**
- 10. a)** What is meant by digital drawing?
b) What is white space? **(5 marks)**
- 11.** In typography, there is a term called typographic characters. Identify five (5) examples of typographic characters. **(5 marks)**
- 12.** Differentiate scale from hierarchy of scale. **(5 marks)**

Section II: Attempt any Four (4) questions out of Six (6) (40 marks)

13. Complete the following table:

S/N	Paper type	Paper use
i.	Mat paper
ii.	Used in gift wrapping
iii.	Used to make checks
iv.	Used in serigraphy
v.	Bristol paper
vi.	Used to put a picture on t-shirt
vii.	Used to make envelop kaki
viii.	Used to make newspapers
ix.	Transparent paper
x.	Carbonless papers

(10 marks)

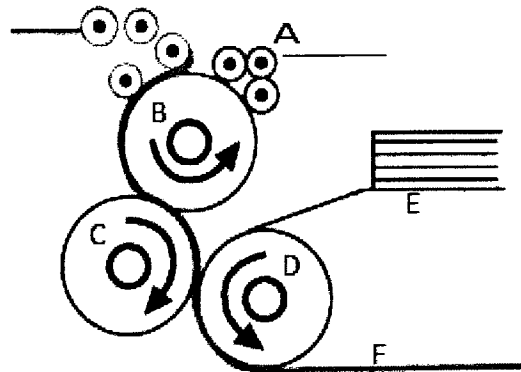
14. a) Discuss about color separation in printing process.

b) Complete the following table of paper sizes and their uses:

S/N	Paper size in cm (A0 –A4)	Paper use
i.	Notebooks
ii.	Newspaper
iii.	Geographical map
iv.	Album photo
v.	Greeting card

(10 marks)

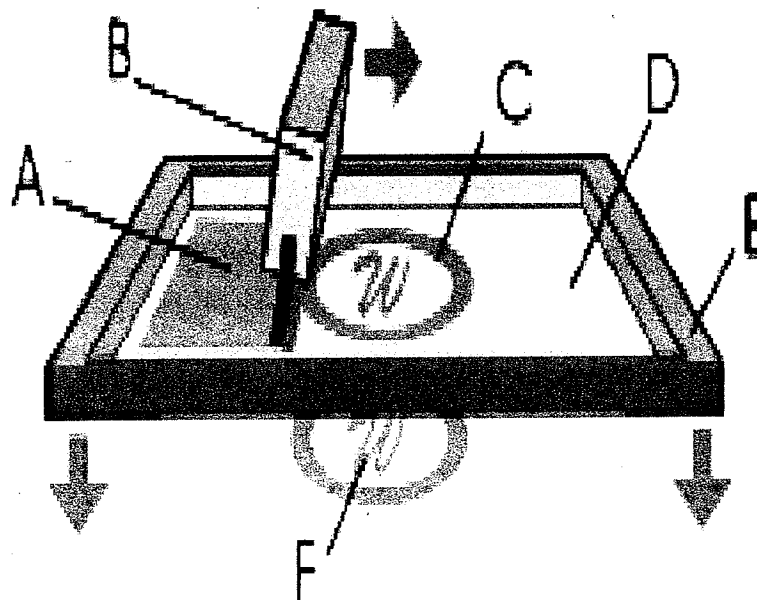
15. Observe well the following diagram and answer the following questions:



- What the diagram represent?
- Complete the above letters by their names.
- How do you describe the above diagram?
- How does it work?

(10 marks)

16. Observe well the following diagram and answer the questions below.



- How does that technique of printing called?
- Complete the letters with printing materials
- Define that technique and mention other names of that technique.
- Summarize into five (5) steps the process of making print using that technique.

(10 marks)


17. Define the following terms:

- a) Research
- b) Problem statement
- c) Literature review.


(10 marks)

18. a) While designing an artwork, artists get inspired with the nature.

Observe the images below and create two (2) patterns out of them.



i)



ii)

b) i) Typography presented in various typefaces (e.g.: serifs and sans serif). Enumerate two (2) examples of other three (3) basic classifications of typefaces.

ii) Inspired with existing different fonts change the following letters into your own fonts in creative way: A B C D E F

(10 marks)

